

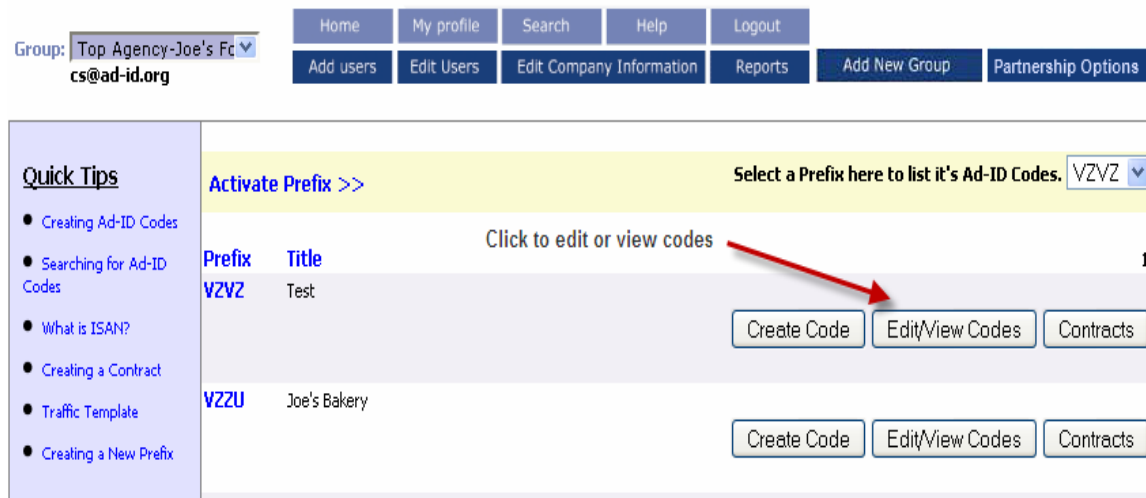
CREATING AN SD OR HD VERSION OF A CODE

Please contact customer service at cs@ad-id.org, (704) 501-4410 or (704) 594-6285 for assistance.

Note: When a code is first created, the SD and HD version can be created at the same time. You also have the ability to come back later and create the other version if needed. Please see the Creating Single Ad-ID Codes document for information on creating codes.

If an SD code has already been created, you can come back later and create the HD version of the same code and vice versa.

1. Click on the "Edit/View Codes" button next to the prefix you are working on.



Group: **Top Agency-Joe's Fc**
cs@ad-id.org

Home My profile Search Help Logout
Add users Edit Users Edit Company Information Reports Add New Group Partnership Options

Quick Tips

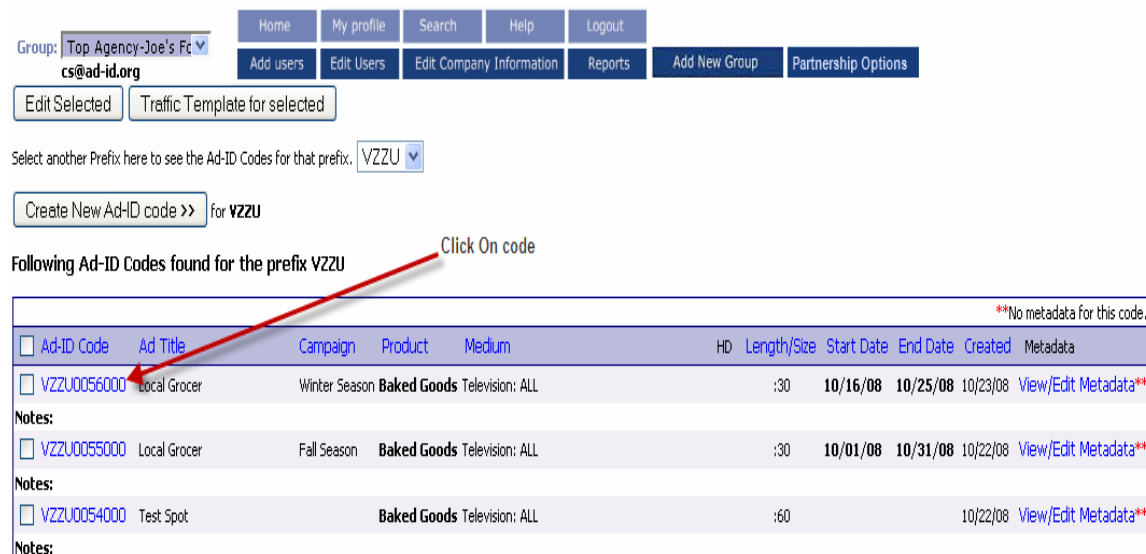
- Creating Ad-ID Codes
- Searching for Ad-ID Codes
- What is ISAN?
- Creating a Contract
- Traffic Template
- Creating a New Prefix

Activate Prefix >> Select a Prefix here to list its Ad-ID Codes. **VZVZ**

Click to edit or view codes

Prefix	Title	
VZVZ	Test	<input type="button" value="Create Code"/> <input type="button" value="Edit/View Codes"/> <input type="button" value="Contracts"/>
VZZU	Joe's Bakery	<input type="button" value="Create Code"/> <input type="button" value="Edit/View Codes"/> <input type="button" value="Contracts"/>

2. Click on the code for which you need the other version. In this example, an SD code was created and the HD version is needed.



Group: **Top Agency-Joe's Fc**
cs@ad-id.org

Home My profile Search Help Logout
Add users Edit Users Edit Company Information Reports Add New Group Partnership Options

Edit Selected Traffic Template for selected

Select another Prefix here to see the Ad-ID Codes for that prefix. **VZZU**

Create New Ad-ID code >> for **VZZU**

Following Ad-ID Codes found for the prefix **VZZU**

Click On code

Ad-ID Code	Ad Title	Campaign	Product	Medium	HD	Length/Size	Start Date	End Date	Created	Metadata
<input type="checkbox"/> VZZU0056000	Local Grocer	Winter Season	Baked Goods	Television: ALL		:30	10/16/08	10/25/08	10/23/08	View/Edit Metadata**
Notes:										
<input type="checkbox"/> VZZU0055000	Local Grocer	Fall Season	Baked Goods	Television: ALL		:30	10/01/08	10/31/08	10/22/08	View/Edit Metadata**
Notes:										
<input type="checkbox"/> VZZU0054000	Test Spot		Baked Goods	Television: ALL		:60			10/22/08	View/Edit Metadata**
Notes:										

**No metadata for this code.

3. This will bring you back to the slate page. Click on “Create an HD Version.”

Group: **Top Agency-Joe's Fc**
cs@ad-id.org

Contract ID: 42
Ad-ID Code: VZV20001000

SD format

Create an HD Version Click here to create an HD version

* Media:

<input checked="" type="checkbox"/> Television: ALL	<input type="checkbox"/> Internet Video	<input type="checkbox"/> Radio: ALL	<input type="checkbox"/> Direct Response
<input type="checkbox"/> Television: Network	<input type="checkbox"/> In Store Video	<input type="checkbox"/> Radio: Network	<input type="checkbox"/> Direct Mail
<input type="checkbox"/> Television: Network Hispanic	<input type="checkbox"/> Theaters	<input type="checkbox"/> Radio: Spot	<input type="checkbox"/> OOH
<input type="checkbox"/> Television: Spot	<input type="checkbox"/> Digital Cinema Trailer	<input type="checkbox"/> Radio: Syndication	<input type="checkbox"/> Collateral
<input type="checkbox"/> Television: Spot Hispanic	<input type="checkbox"/> DVD Trailer	<input type="checkbox"/> Radio: Billboard	<input type="checkbox"/> In Store
<input type="checkbox"/> Television: Syndication	<input type="checkbox"/> Internet Video On Demand	<input type="checkbox"/> Radio: Hispanic	<input type="checkbox"/> Test Spot
<input type="checkbox"/> Television: Billboard	<input type="checkbox"/> IPTV (Internet Protocol TV)	<input type="checkbox"/> Radio: Announcer Copy	<input type="checkbox"/> Not For Air
<input type="checkbox"/> Television: On Demand	<input type="checkbox"/> Direct Response: Video	<input type="checkbox"/> Print: Magazine	<input type="checkbox"/> On Air Test
<input type="checkbox"/> Cable TV: ALL	<input type="checkbox"/> Not For Air: Video	<input type="checkbox"/> Print	<input type="checkbox"/> Off Air Test
<input type="checkbox"/> Cable TV: Network	<input type="checkbox"/> Test Spot: Video	<input type="checkbox"/> Print: Newspaper	<input type="checkbox"/> Other (Describe in Notes)
<input type="checkbox"/> Cable TV: Spot	<input type="checkbox"/> Other: Video (Describe in Notes)	<input type="checkbox"/> Internet	<input type="checkbox"/> Mobile
<input type="checkbox"/> Cable TV: Hispanic		<input type="checkbox"/> Television: Billboard Copy	

* Ad Title:

4. The system will display the HD version of the SD code. The codes will be the same except the HD has an “H” at the end.

Group: **Top Agency-Joe's Fc**
cs@ad-id.org

Ad-ID Code: VZV20001000H System Generated HD version



HD Format: Select HD Resolution:


* Media:

<input checked="" type="checkbox"/> Television: ALL	<input type="checkbox"/> Internet Video	<input type="checkbox"/> Radio: ALL	<input type="checkbox"/> Direct Response
<input type="checkbox"/> Television: Network	<input type="checkbox"/> In Store Video	<input type="checkbox"/> Radio: Network	<input type="checkbox"/> Direct Mail
<input type="checkbox"/> Television: Network Hispanic	<input type="checkbox"/> Theaters	<input type="checkbox"/> Radio: Spot	<input type="checkbox"/> OOH
<input type="checkbox"/> Television: Spot	<input type="checkbox"/> Digital Cinema Trailer	<input type="checkbox"/> Radio: Syndication	<input type="checkbox"/> Collateral
<input type="checkbox"/> Television: Spot Hispanic	<input type="checkbox"/> DVD Trailer	<input type="checkbox"/> Radio: Billboard	<input type="checkbox"/> In Store
<input type="checkbox"/> Television: Syndication	<input type="checkbox"/> Internet Video On Demand	<input type="checkbox"/> Radio: Hispanic	<input type="checkbox"/> Test Spot
<input type="checkbox"/> Television: Billboard	<input type="checkbox"/> IPTV (Internet Protocol TV)	<input type="checkbox"/> Radio: Announcer Copy	<input type="checkbox"/> Not For Air
<input type="checkbox"/> Television: On Demand	<input type="checkbox"/> Direct Response: Video	<input type="checkbox"/> Print: Magazine	<input type="checkbox"/> On Air Test
<input type="checkbox"/> Cable TV: ALL	<input type="checkbox"/> Not For Air: Video	<input type="checkbox"/> Print	<input type="checkbox"/> Off Air Test
<input type="checkbox"/> Cable TV: Network	<input type="checkbox"/> Test Spot: Video	<input type="checkbox"/> Print: Newspaper	<input type="checkbox"/> Other (Describe in Notes)
<input type="checkbox"/> Cable TV: Spot	<input type="checkbox"/> Other: Video (Describe in Notes)	<input type="checkbox"/> Internet	<input type="checkbox"/> Mobile
<input type="checkbox"/> Cable TV: Hispanic		<input type="checkbox"/> Television: Billboard Copy	

* Ad Title:

5. Edits can be made to the fields if necessary. Click “Save Slate” at the bottom of the page to create the code and save the information.

* Ad Title:	<input type="text" value="Local Grocer"/>
Job #:	<input type="text" value="DEMO789"/>
* Brand:	<input type="text" value="Joe's Bakery"/>
* Product:	<input type="text" value="Baked Goods"/>
* Advertiser:	<input type="text" value="Joe's Food Market"/>
* Agency / Office Location:	<input type="text" value="Top Agency"/> (ex. Saatchi NY)
Copyright:	<input type="text"/>
Campaign:	<input type="text" value="Winter Season"/>
Start Date:	<input type="text" value="10/16/2008"/>  (mm/dd/yyyy only)
End Date:	<input type="text" value="10/25/2008"/>  (mm/dd/yyyy only)
Active/Inactive:	<input checked="" type="radio"/> Active <input type="radio"/> Inactive
* Length/Size:	<input type="text" value=":30"/>
URL:	<input type="text" value="www.joesfoods.com"/>
ISAN: ?	<input type="text"/>
Notes:	<div style="border: 1px solid black; height: 60px; width: 100%;"></div>

Click to save 

The next page will indicate the code has been created successfully. To return to your list of codes, click on the “List codes” button and you will see the code displayed in your list.

You can also create the SD version of an HD code by following the same steps above.

Please see the Help section of the Ad-ID website for further assistance or contact Ad-ID customer service with questions.